

Plan Summary

Goal	Amount	Changes
Wishes		
3 Home Improvement	\$10,000	
Starting	At Eric's retirement	
3 Travel	\$12,000	
Starting	At Julie's retirement	
Years between occurrences	15	
Number of occurrences	15	

Save and Invest

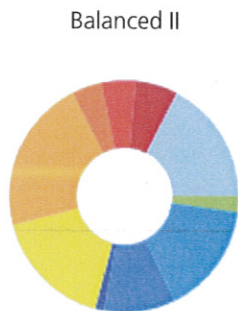
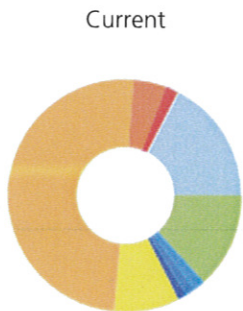
Status

Invest

Your Portfolio should be re-allocated

Investment Portfolio Asset Allocation

Changes Required to match Balanced II



Asset Class	Increase By	Decrease By
Cash & Cash Alternatives		-\$101,400
Short Term Bonds	\$127,600	
Intermediate Term Bonds	\$80,000	
Large Cap Value Stocks	\$72,000	
Large Cap Growth Stocks		-\$257,200
Mid Cap Stocks		-\$2,500
Small Cap Stocks	\$27,500	
International Developed Stocks	\$54,000	
Total :	\$361,100	-\$361,100

See Important Disclosure Information section in this Report for explanations of assumptions, limitations, methodologies, and a glossary.

Plan Summary

Goal Funding and Investment Strategies

Consider using assets from your Investment Portfolio to implement the proposed strategies listed below.

Annuity with Lifetime Income: Consider this option for providing income during some or all of your retirement. (Guarantees are based on the claims-paying ability of the issuing insurance company.)

Eric - FIA: This scenario assumes \$202,000 of your investment assets will be used to purchase an annuity providing \$10,100 of annual income starting 2025 and ending 2052

Social Security

Status

Personal Information

Your Full Retirement Age (FRA) is the age that you would receive 100% of your Primary Insurance Amount (PIA). Depending on the year you were born, your FRA is between 65-67 years old. Taking benefits before or after your FRA will decrease or increase the amount you receive, respectively.

Eric's FRA is 66 and 8 months in 2025.

Julie's FRA is 66 and 8 months in 2025.

Your Primary Insurance Amount (PIA) is the benefit you would receive if you began benefits at your Full Retirement Age (FRA). It is calculated from the earnings on which you paid Social Security taxes, throughout your life.

Eric's estimated annual PIA is \$31,716

Julie's estimated annual PIA is \$30,869

Other Retirement Income

Eric has indicated that he will be working part-time during retirement.

Strategy Information

Eric files a normal application at 67 in 2025.

Julie files a normal application at 66 in 2024.

Using this strategy, your household's total lifetime benefit is estimated to be \$1,501,666 in today's dollars, based upon the information you entered. For a better estimate, go to ssa.gov.

See Important Disclosure Information section in this Report for explanations of assumptions, limitations, methodologies, and a glossary.

Plan Summary

Goal	Amount	Changes
Needs		
10 LTC Insurance Policy Premium	\$5,000	
Starting	At Julie's retirement	
Years between occurrences	10	
Number of occurrences	10	
10 LTC Expense	\$92,400	
Starting	2050	
Years between occurrences	1	
Number of occurrences	2	
10 Health Care		
Eric Employed / Julie Medicare	\$4,406	
Both Medicare	\$9,020	
Julie Alone Medicare	\$5,544	
8 Retirement - Basic Living Expense		
Julie Retired and Eric Employed	\$60,000	
Both Retired	\$60,000	
Julie Alone Retired	\$35,000	
Wants		
7 Car	\$35,000	
Starting	At Julie's retirement	
7 Truck	\$50,000	
Starting	At Eric's retirement	

See Important Disclosure Information section in this Report for explanations of assumptions, limitations, methodologies, and a glossary.

Plan Summary

Goal	Amount	Changes
Wishes		
3 Home Improvement	\$10,000	
Starting	At Eric's retirement	
3 Travel	\$12,000	
Starting	At Julie's retirement	
Years between occurrences	15	
Number of occurrences	15	

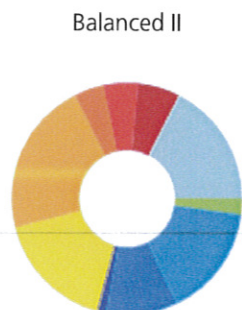
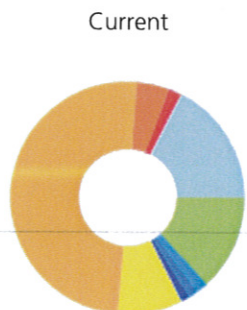
Save and Invest

Status

Invest

Your Portfolio should be re-allocated

Investment Portfolio Asset Allocation



Changes Required to match Balanced II

Asset Class	Increase By	Decrease By
Cash & Cash Alternatives		-\$101,400
Short Term Bonds	\$127,600	
Intermediate Term Bonds	\$80,000	
Large Cap Value Stocks	\$72,000	
Large Cap Growth Stocks		-\$257,200
Mid Cap Stocks		-\$2,500
Small Cap Stocks	\$27,500	
International Developed Stocks	\$54,000	
Total :	\$361,100	-\$361,100

See Important Disclosure Information section in this Report for explanations of assumptions, limitations, methodologies, and a glossary.

Plan Summary

Goal Funding and Investment Strategies

Consider using assets from your Investment Portfolio to implement the proposed strategies listed below.

Annuity with Lifetime Income: Consider this option for providing income during some or all of your retirement. (Guarantees are based on the claims-paying ability of the issuing insurance company.)

Eric - FIA: This scenario assumes \$202,000 of your investment assets will be used to purchase an annuity providing \$10,100 of annual income starting 2025 and ending 2052

Social Security

Status

Personal Information

Your Full Retirement Age (FRA) is the age that you would receive 100% of your Primary Insurance Amount (PIA). Depending on the year you were born, your FRA is between 65-67 years old. Taking benefits before or after your FRA will decrease or increase the amount you receive, respectively.

Eric's FRA is 66 and 8 months in 2025.

Julie's FRA is 66 and 8 months in 2025.

Your Primary Insurance Amount (PIA) is the benefit you would receive if you began benefits at your Full Retirement Age (FRA). It is calculated from the earnings on which you paid Social Security taxes, throughout your life.

Eric's estimated annual PIA is \$31,716

Julie's estimated annual PIA is \$30,869

Other Retirement Income

Eric has indicated that he will be working part-time during retirement.

Strategy Information

Eric files a normal application at 67 in 2025.

Julie files a normal application at 66 in 2024.

Using this strategy, your household's total lifetime benefit is estimated to be \$1,501,666 in today's dollars, based upon the information you entered. For a better estimate, go to ssa.gov.

See Important Disclosure Information section in this Report for explanations of assumptions, limitations, methodologies, and a glossary.

Summary of Goals and Resources

Personal Information and Summary of Financial Goals

Eric and Julie Rolshoven

Needs

10 LTC Insurance Policy Premium



When Julie retires
Recurring every 10 years for a total of 10 times

\$5,000
Base Inflation Rate (2.25%)

10 LTC Expense



In 2050
Recurring every year for a total of 2 times

\$92,400
Base Inflation Rate (2.25%)

10 Health Care



Eric Employed / Julie Medicare (2023-2024)
Both Medicare (2025-2043)
Julie Alone Medicare (2044-2052)

\$4,406
\$9,020
\$5,544
Base Inflation Rate plus 2.80% (5.05%)

8 Retirement - Basic Living Expense



Eric (2025)
Julie (2023)
Julie Retired and Eric Employed (2023-2024)
Loans Reduction of \$6,000 (2024)
Both Retired (2025-2043)
Julie Alone Retired (2044-2052)

67
65
\$60,000
\$60,000
\$35,000
Base Inflation Rate (2.25%)

Wants

7 Car






When Julie retires

\$35,000
Base Inflation Rate (2.25%)

See Important Disclosure Information section in this Report for explanations of assumptions, limitations, methodologies, and a glossary.

Personal Information and Summary of Financial Goals

Eric and Julie Rolshoven

	<p>7 Truck When Eric retires</p>	<p>\$50,000 Base Inflation Rate (2.25%)</p>
<p>Wishes</p>		
	<p>3 Home Improvement When Eric retires</p>	<p>\$10,000 Base Inflation Rate (2.25%)</p>
	<p>3 Travel When Julie retires Recurring every 15 years for a total of 15 times</p>	<p>\$12,000 Base Inflation Rate (2.25%)</p>

Personal Information

Eric
Male - born 07/03/1958, age 62
Business Owner - \$80,000

Julie
Female - born 08/12/1958, age 62
Employed - \$75,000

Married, US Citizens living in MT

- This section lists the Personal and Financial Goal information you provided, which will be used to create your Report. It is important that it is accurate and complete.

Participant Name	Date of Birth	Age	Relationship
Cody Rolshoven	07/28/1994	26	Child of Both
Kaitlyn Jeszenka	04/14/1991	29	Child of Both

See Important Disclosure Information section in this Report for explanations of assumptions, limitations, methodologies, and a glossary.

Expectations and Concerns

Expectation
Eric
Part-Time Work for a Few Years
Julie
No Work
Opportunity to Help Others
Both Eric and Julie
Time to Travel
Time with Friends & Family
Less Stress - Peace of Mind

Owner	Concern	What Would Help
High		
Joint	Cost of health care or long-term care	Include a Goal for Health Care and test to see the impact of a potential Long Term Care expense in the future.
Julie	Current or future health issues	See how health issues might affect the results of your plan
Joint	Being bored	A good plan could allow you to have the money for new Goals to keep you busy and engaged.
Joint	Parents needing care	You can include a Goal for the cost of care for your parents and see its impact on your lifestyle.
Medium		
Joint	Not having a paycheck anymore	Consider strategies that create a regular source of income.
Joint	Running out of money	If your plan is in the Confidence Zone, there's less reason to worry.
Eric	Suffering investment losses	Find out if you can meet your Goals with less risk.
Eric	Spending too much	Test your plan to see if your money will last as long as you do, or if you may be spending too much.
Eric	Eric dying early	Test how an early death will impact your family's future.
Julie	Julie dying early	Test how an early death will impact your family's future.
Joint	Going into a nursing home	We'll consider Long-Term Care insurance & discuss the risks to your plan if you have expenses related to a major health issue.

See Important Disclosure Information section in this Report for explanations of assumptions, limitations, methodologies, and a glossary.

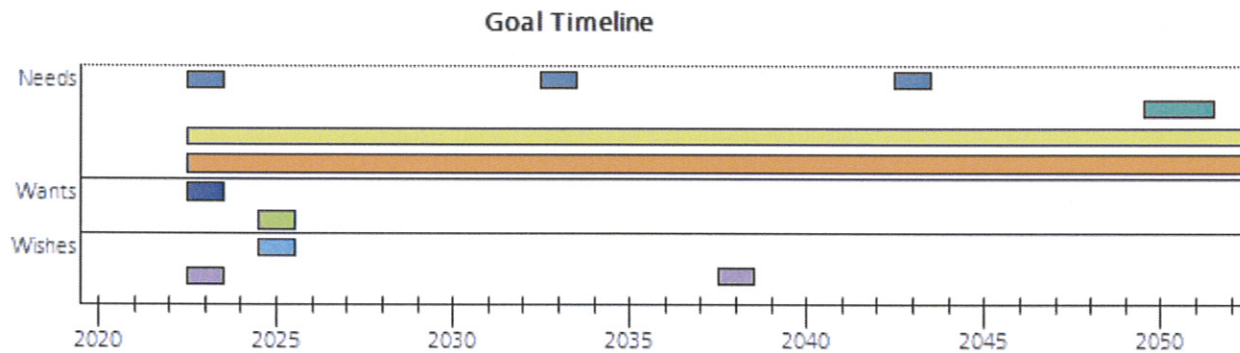
Expectations and Concerns

Owner	Concern	What Would Help
Eric	Too much time together	Planning retirement together is a great way to identify shared opportunities and avoid conflicts.
Joint	Care for child with special needs	You can include a Goal for the cost of care for your child and see its impact on your lifestyle.
Low		
Joint	Leaving money to others	Your plan can include bequests and gifting Goals.
Joint	Family needs financial help	We'll create a plan that puts you in your Confidence Zone, and then Stress Test it so you can stop worrying.
Joint	Kids moving home	We'll discuss options that can help young adults learn good money habits and provide protection for assets.

See Important Disclosure Information section in this Report for explanations of assumptions, limitations, methodologies, and a glossary.

Current Financial Goals Graph

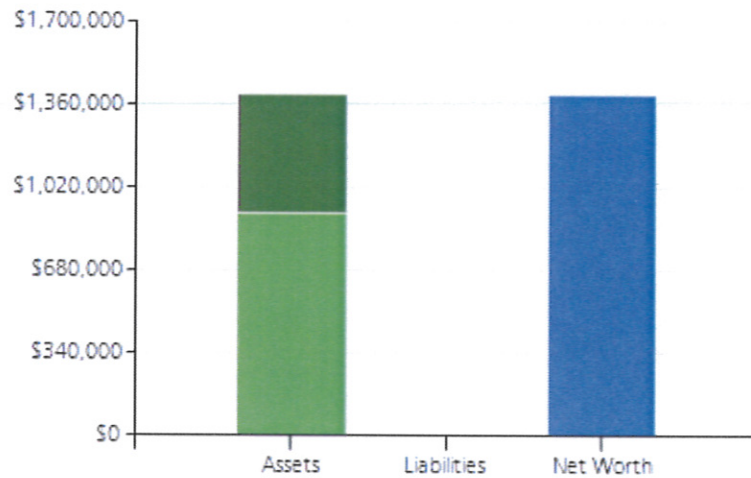
This graph shows the annual costs for your Financial Goals, as you have specified. Because these costs will be used to create your Plan, it is important that they are accurate and complete. All amounts are in after-tax, future dollars.



See Important Disclosure Information section in this Report for explanations of assumptions, limitations, methodologies, and a glossary.

Net Worth Summary - All Resources

This is your Net Worth Summary as of 09/03/2020. Your Net Worth is the difference between what you own (your Assets) and what you owe (your Liabilities). To get an accurate Net Worth statement, make certain all of your Assets and Liabilities are entered.



Investment Assets		\$910,000
Other Assets	+	\$490,000
Total Assets		\$1,400,000
Total Liabilities	-	\$0
Net Worth		\$1,400,000

Description	Total
Investment Assets	
Employer Retirement Plans	\$10,000
Individual Retirement Accounts	\$634,000
Annuities & Tax-Deferred Products	\$251,000
Taxable and/or Tax-Free Accounts	\$15,000
Total Investment Assets:	\$910,000
Other Assets	
Home and Personal Assets	\$490,000
Total Other Assets:	\$490,000
Net Worth:	\$1,400,000

See Important Disclosure Information section in this Report for explanations of assumptions, limitations, methodologies, and a glossary.

Resources Summary

Investment Assets

Description	Owner	Current Value	Additions	Assign to Goal
Manually Entered				
401(k)	Julie	\$10,000	\$5,513	Fund All Goals
Farmers Savings	Joint Survivorship	\$15,000	\$1,000	Fund All Goals
Roth IRA - Account	Julie	\$24,000		Fund All Goals
Roth IRA - Account	Eric	\$45,000		Fund All Goals
Traditional IRA - Account	Julie	\$204,000		Fund All Goals
Traditional IRA - Account	Eric	\$202,000		Fund All Goals
Traditional IRA - Fixed Annuity	Julie	\$135,000		Fund All Goals
Traditional IRA - Fixed Annuity	Eric	\$24,000		Fund All Goals
Variable Life	Julie	\$133,000	\$900	Fund All Goals
Variable Life	Eric	\$118,000	\$900	Fund All Goals
	Total :	\$910,000		

Other Assets

Description	Owner	Current Value	Future Value	Assign to Goal
Manually Entered				
Home	Joint Survivorship	\$400,000		Not Funding Goals
Inheritance	Eric		\$100,000	Fund All Goals
Personal Property	Joint Survivorship	\$50,000		Not Funding Goals
Vehicle	Julie	\$10,000		Not Funding Goals
Vehicle	Eric	\$30,000		Not Funding Goals
LTC Benefits	Julie		\$180,000	Fund All Goals
	Total of Other Assets :	\$490,000		

See Important Disclosure Information section in this Report for explanations of assumptions, limitations, methodologies, and a glossary.

Resources Summary

Insurance Policies

Description	Owner	Insured	Beneficiary	Annual Premium	Cash Value	Death Benefit	Premium Paid
Manually Entered							
Cash Value Life Insurance Policies Summary (included in Assets)							
Variable Life Variable Life	Julie	Julie	Co-Client of Insured - 100%	\$900	\$133,000	\$133,000	
Variable Life Variable Life	Eric	Eric	Co-Client of Insured - 100%	\$900	\$118,000	\$118,000	
Insurance Policies Summary (not included in Assets)							
Term Life Term Life	Eric	Eric	Co-Client of Insured - 100%	\$696		\$400,000	Until Policy Terminates
Total Death Benefit of All Policies :						\$651,000	

Social Security

Description	Value	Assign to Goal
Social Security	Eric will file a normal application at age 67. He will receive \$32,562 in retirement benefits at age 67.	Fund All Goals
Social Security	Julie will file a normal application at age 66. She will receive \$29,497 in retirement benefits at age 66.	Fund All Goals

Retirement Income

Description	Owner	Value	Inflate?	Assign to Goal
Part-Time Employment	Eric	\$50,000 from Eric's Retirement to 2029	No	Fund All Goals
Dividends	Joint	\$30,000 from Eric's Retirement to End of Julie's Plan	No	Fund All Goals

See Important Disclosure Information section in this Report for explanations of assumptions, limitations, methodologies, and a glossary.

Risk and Portfolio Information

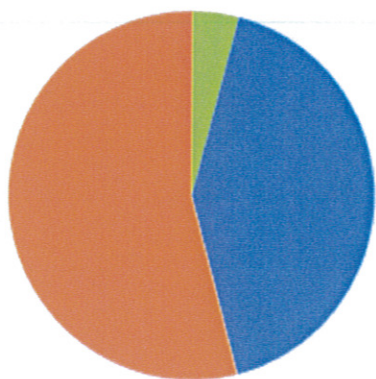
Risk Assessment

You chose a Risk Score of 50.

Appropriate Portfolio: Balanced II

Percentage Stock: 54%

Average Return: 5.03%



■ Cash: 4% ■ Bond: 42% ■ Stock: 54%

Great Recession Return Loss for this Portfolio

If this loss would cause you to sell your investments, you should select a lower score. Don't go past your Breaking Point.

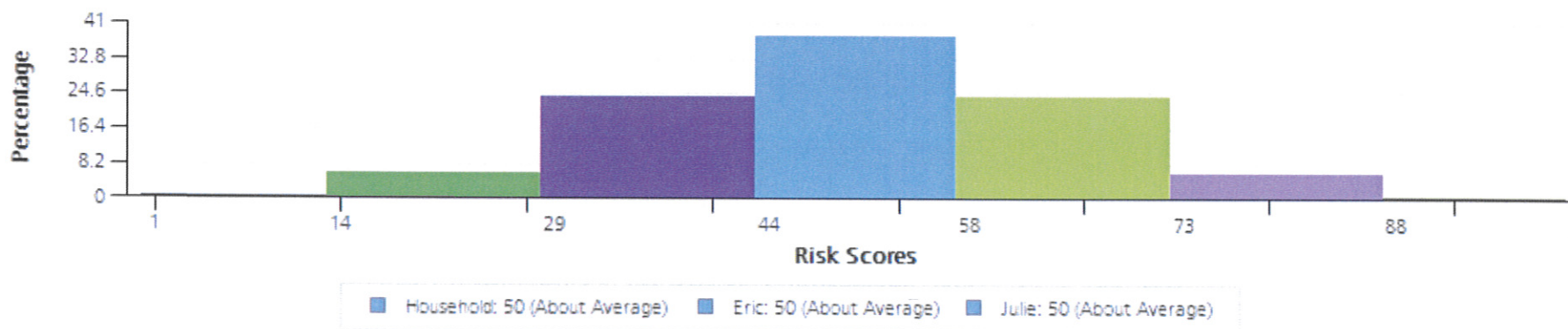
During the Great Recession Return (November 2007 - February 2009) this portfolio had a loss of:

-21%

If you invest \$910,000 in this portfolio and the same loss occurred again, you would lose:

-\$189,866

Risk Score Chart for Ages Between 50 to 64
Your Risk Tolerance is About Average when compared to others in your age group



See Important Disclosure Information section in this Report for explanations of assumptions, limitations, methodologies, and a glossary.

Results

Results - Current and Recommended

Results

Estimated % of Goals Funded
Likelihood of Funding All Goals

■ Your Confidence Zone: 75% - 90%



66 Retirement

Retirement Age

	Current Scenario	What If Scenario 1	Changes In Value
Eric	67 in 2025	67 in 2025	
Julie	65 in 2023	65 in 2023	

Planning Age

Eric	85 in 2043	85 in 2043	
Julie	94 in 2052	94 in 2052	

See Important Disclosure Information section in this Report for explanations of assumptions, limitations, methodologies, and a glossary.

Results - Current and Recommended

	Current Scenario	What If Scenario 1	Changes In Value
Goals			
Needs			
LTC Insurance Policy Premium	\$5,000	\$5,000	
Starting	At Julie's retirement	At Julie's retirement	
Years between occurrences	10	10	
Number of occurrences	10	10	
LTC Expense	\$92,400	\$92,400	
Starting	2050	2050	
Years between occurrences	1	1	
Number of occurrences	2	2	
Health Care			
Eric Employed / Julie Medicare	\$4,406	\$4,406	
Both Medicare	\$9,020	\$9,020	
Julie Alone Medicare	\$5,544	\$5,544	
Retirement - Basic Living Expense			
Julie Retired and Eric Employed	\$60,000	\$60,000	
Both Retired	\$60,000	\$60,000	
Julie Alone Retired	\$35,000	\$35,000	
Wants			
Car	\$35,000	\$35,000	
Starting	At Julie's retirement	At Julie's retirement	
Truck	\$50,000	\$50,000	
Starting	At Eric's retirement	At Eric's retirement	
Wishes			
Home Improvement	\$10,000	\$10,000	
Starting	At Eric's retirement	At Eric's retirement	
Travel	\$12,000	\$12,000	
Starting	At Julie's retirement	At Julie's retirement	
Years between occurrences	15	15	
Number of occurrences	15	15	
Total Spending for Life of Plan	\$1,972,699	\$1,972,699	

See Important Disclosure Information section in this Report for explanations of assumptions, limitations, methodologies, and a glossary.

Results - Current and Recommended

	Current Scenario	What If Scenario 1	Changes In Value
\$ Savings			
Qualified	\$5,513	\$5,513	
Tax-Deferred	\$1,800	\$1,800	
Taxable	\$1,000	\$1,000	
Total Savings This Year	\$8,313	\$8,313	
Portfolios			
Allocation Before Retirement	CURRENT	Balanced II	12% Less Stock
Percent Stock	65%	53%	
Composite Return	5.32%	5.10%	
Return Adjustment	0.00%	-1.15%	
Adjusted Total Return	5.32%	3.95%	
Composite Standard Deviation	10.38%	8.70%	
Great Recession Return 11/07 - 2/09	-32%	-23%	
Bond Bear Market Return 7/79 - 2/80	10%	6%	
Allocation During Retirement	CURRENT	Balanced II	12% Less Stock
Percent Stock	65%	53%	
Composite Return	5.32%	5.10%	
Return Adjustment	0.00%	-1.15%	
Adjusted Total Return	5.32%	3.95%	
Composite Standard Deviation	10.38%	8.70%	
Great Recession Return 11/07 - 2/09	-32%	-23%	
Bond Bear Market Return 7/79 - 2/80	10%	6%	
Inflation	2.25%	2.25%	
Investments			
Total Investment Portfolio	\$910,000	\$910,000	

See Important Disclosure Information section in this Report for explanations of assumptions, limitations, methodologies, and a glossary.